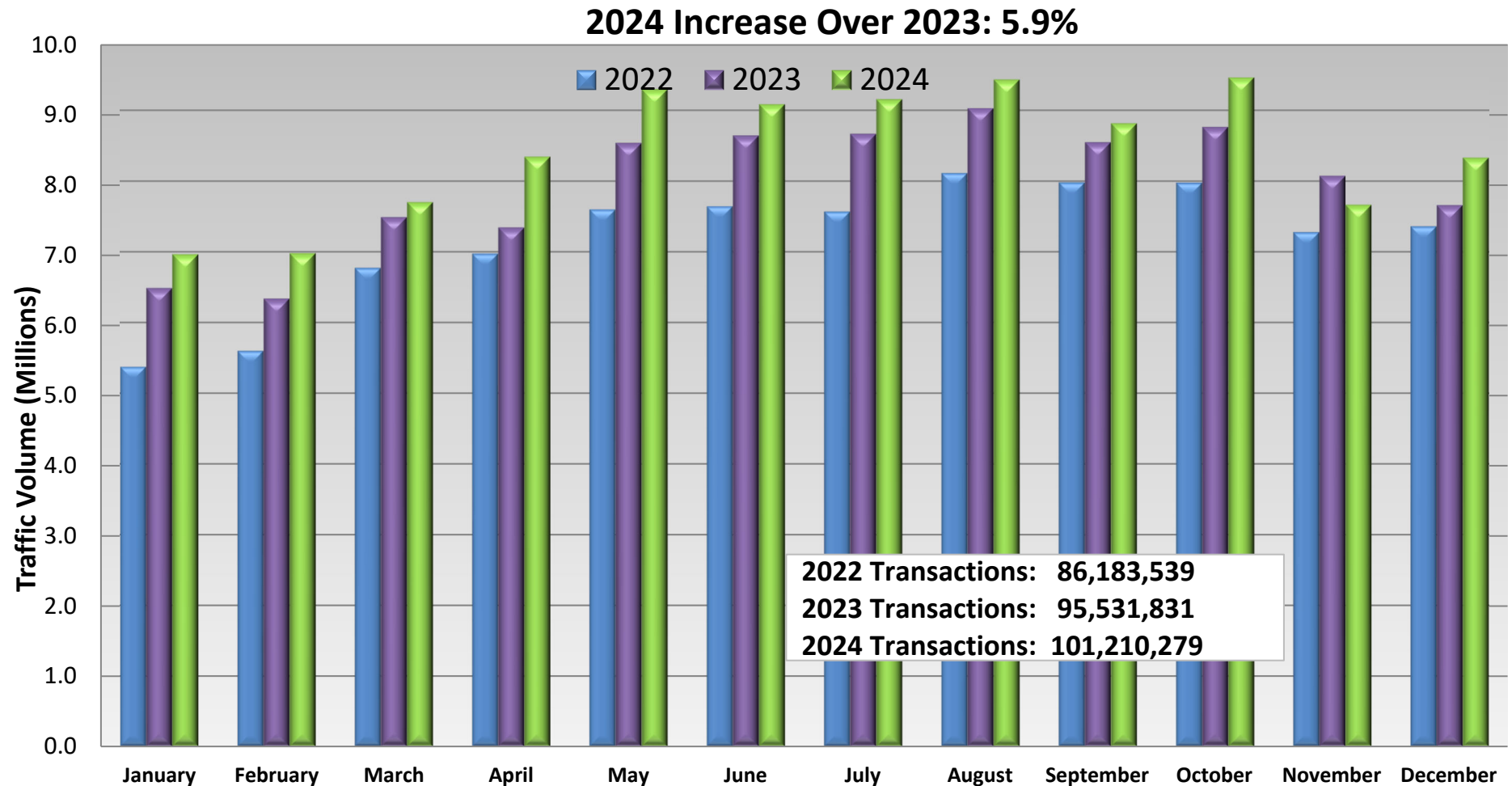




Monthly Traffic Summary versus Prior Year

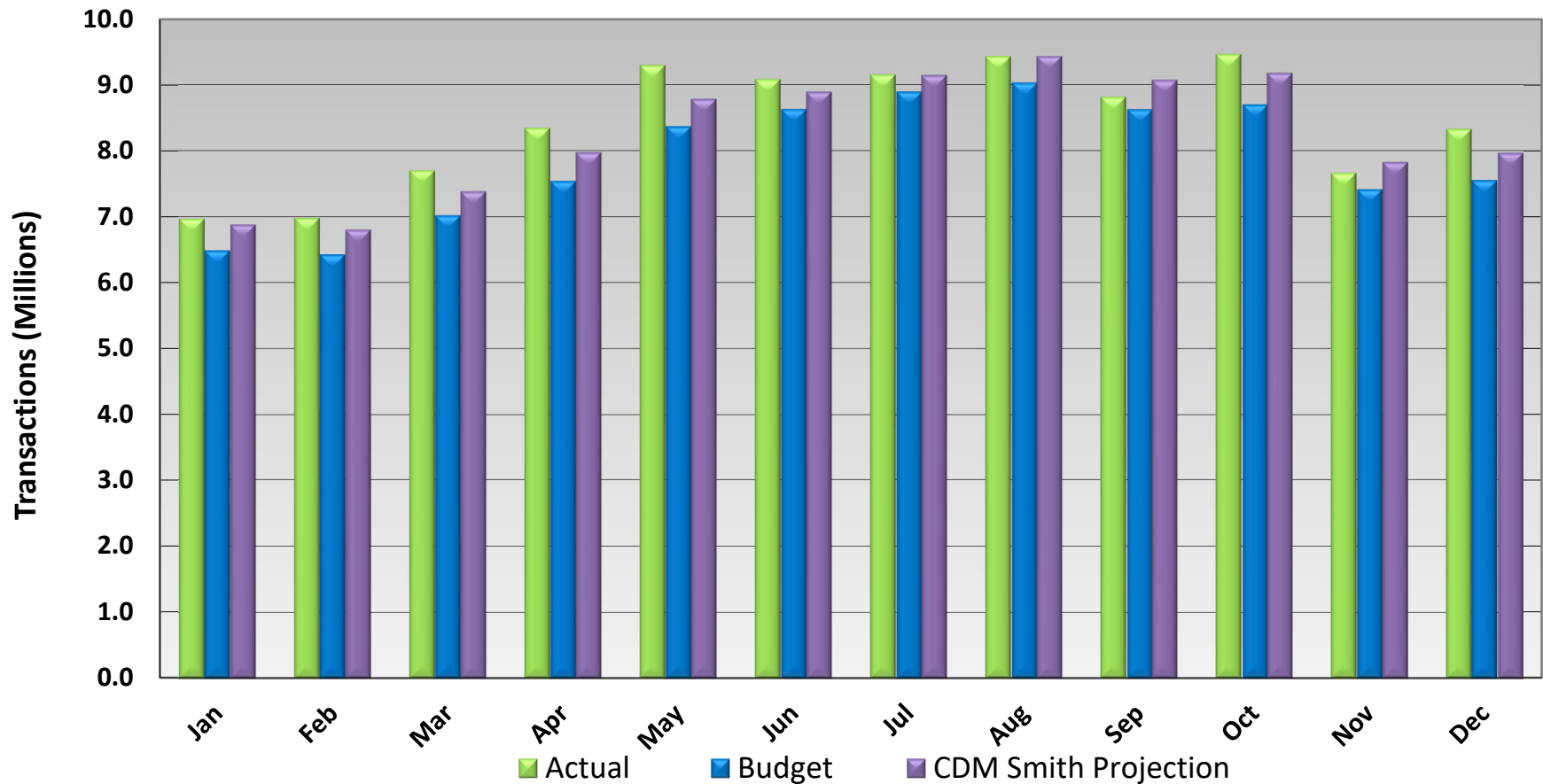


Disclaimer & Disclosures: The information set forth in this report is provided for convenience and is not provided in connection with an offer to buy or sell any securities. The information is unaudited and provided as of the date of the report, January 15, 2025. Material changes may have occurred with respect to the information since that date, and the Authority has not undertaken to update or revise the information if such changes occur. Accordingly, the report must not be considered current as of the day you access it.



Monthly Traffic Summary versus Budget and Projection

Actual Transactions vs. Budget: 106.9%
Actual Transactions vs. Projections: 101.9%

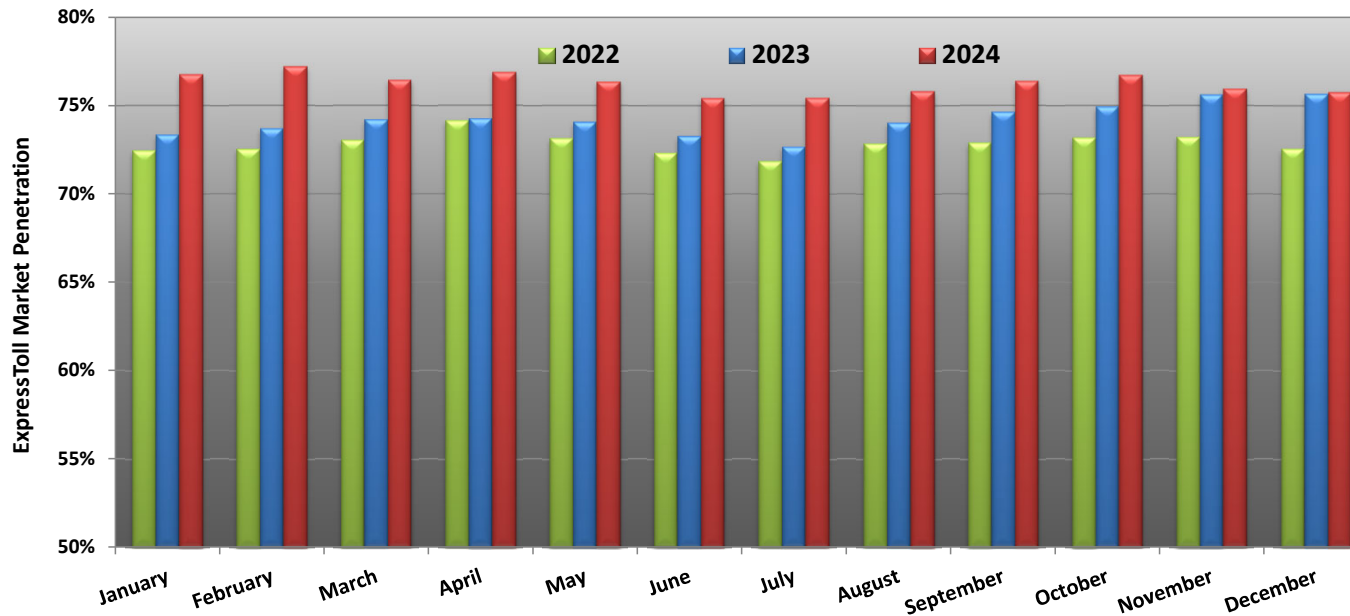


The updated traffic projections and other estimates were obtained from the most current Traffic & Revenue Reports prepared by the Traffic and Revenue Consultant (CDM Smith Inc. -- formerly known as Wilbur Smith Associates). The projections are believed to be reasonable evaluations of conditions as of the date of such Reports regarding future conditions. Achievement of any financial projections and other estimates is dependent on future events that cannot be assured. The Authority does not undertake to issue any updates or revisions to the Reports if or when expectations, or events, conditions, or circumstances on which such Reports are based occur.

ExpressToll Penetration Comparison As of December 31, 2024



	2022	2023	2024
January	72.47%	73.35%	76.75%
February	72.53%	73.70%	77.19%
March	73.04%	74.19%	76.43%
April	74.15%	74.26%	76.86%
May	73.14%	74.07%	76.35%
June	72.34%	73.27%	75.41%
July	71.86%	72.69%	75.42%
August	72.86%	74.04%	75.81%
September	72.89%	74.64%	76.37%
October	73.18%	74.94%	76.72%
November	73.23%	75.61%	75.93%
December	72.57%	75.67%	75.76%
Overall	72.86%	74.21%	76.22%



Disclaimer & Disclosures: The information set forth in this report is provided for convenience and is not provided in connection with an offer to buy or sell any securities. The information is unaudited and provided as of the date of the report, January 15, 2025. Material changes may have occurred with respect to the information since that date, and the Authority has not undertaken to update or revise the information if such changes occur. Accordingly, the report must not be considered current as of the day you access it.