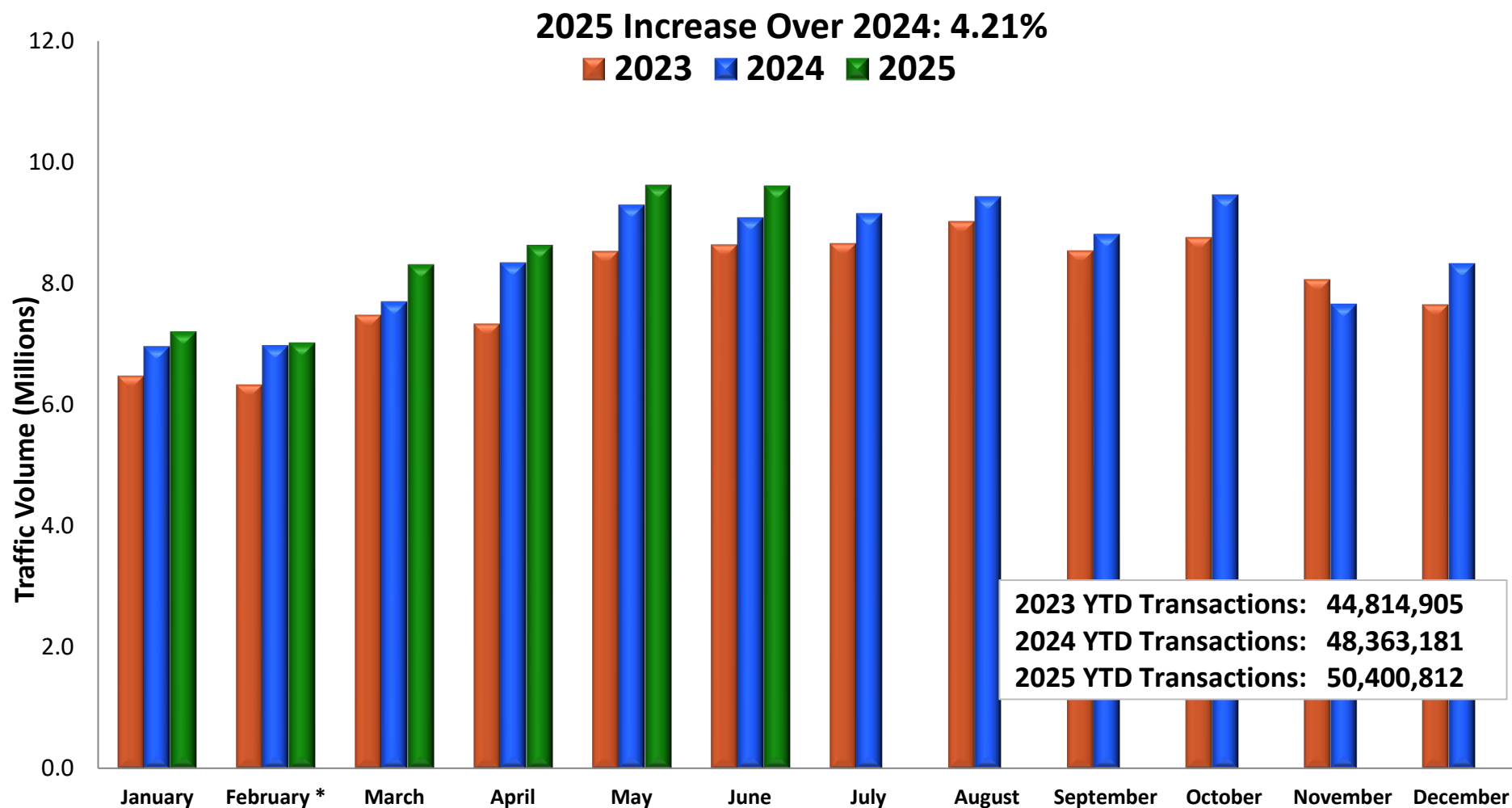


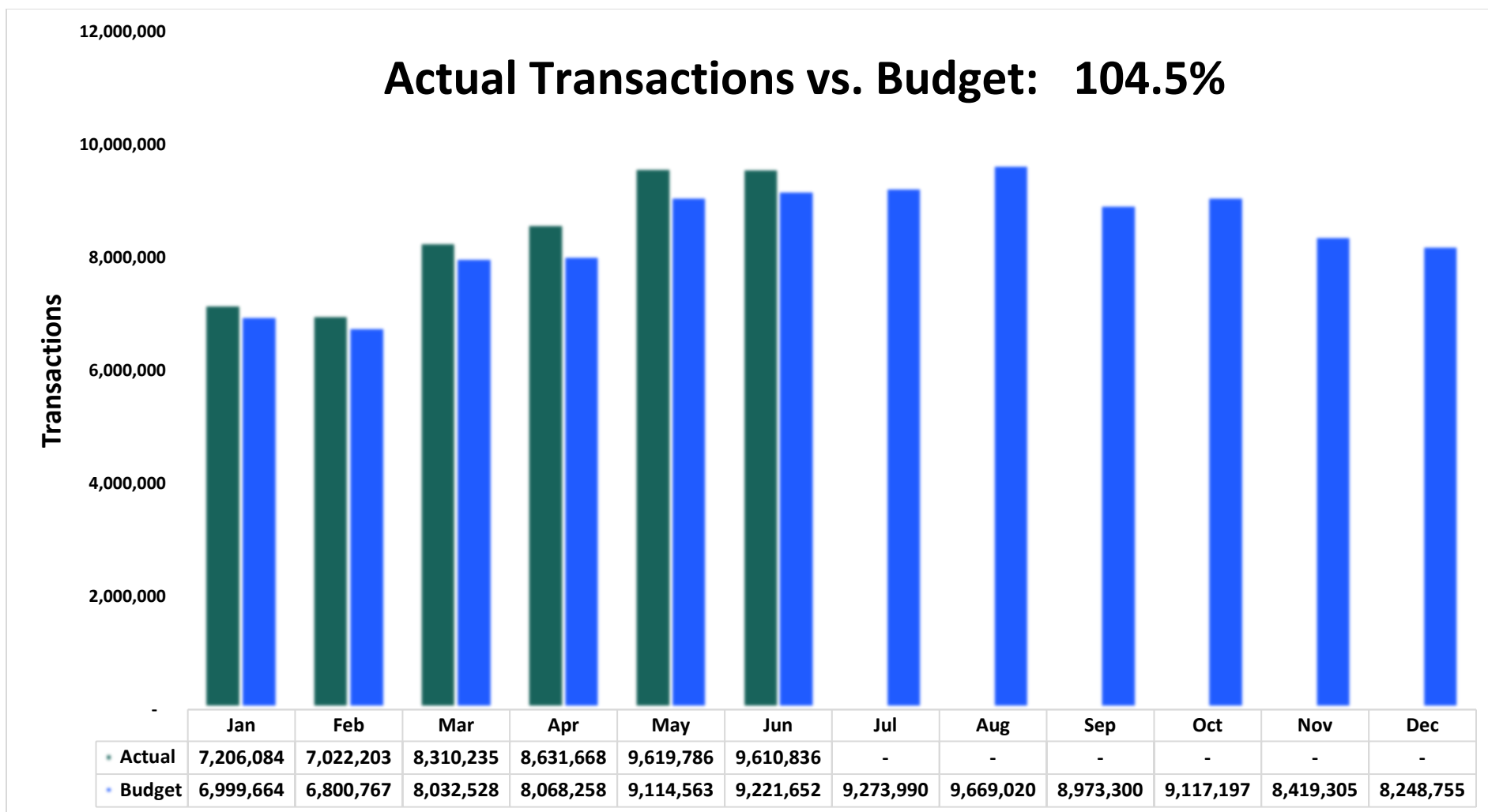
Monthly Traffic Summary versus Prior Year



Disclaimer & Disclosures: The information set forth in this report is provided for convenience and is not provided in connection with an offer to buy or sell any securities. The information is unaudited and provided as of the date of the report, July 15, 2025. Material changes may have occurred with respect to the information since that date, and the Authority has not undertaken to update or revise the information if such changes occur. Accordingly, the report must not be considered current as of the day you access it.

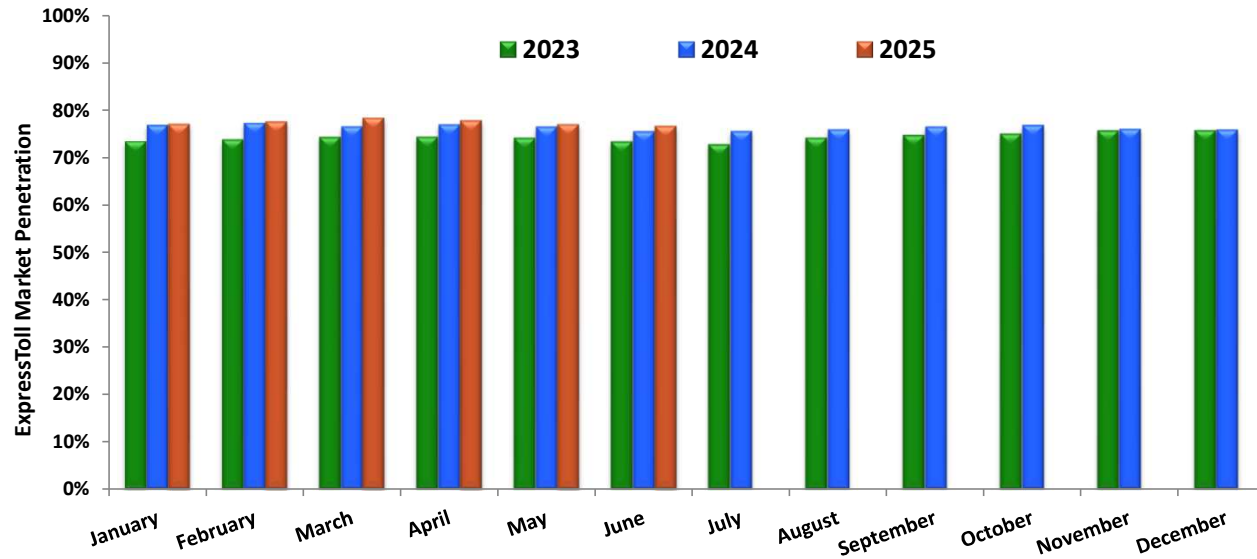
*February 2024 had 29 days

Monthly Traffic Summary versus Budget and Projection



The updated traffic projections and other estimates were obtained from the most current Traffic & Revenue Reports prepared by the Traffic and Revenue Consultant (CDM Smith Inc. -- formerly known as Wilbur Smith Associates). The projections are believed to be reasonable evaluations of conditions as of the date of such Reports regarding future conditions. Achievement of any financial projections and other estimates is dependent on future events that cannot be assured. The Authority does not undertake to issue any updates or revisions to the Reports if or when expectations, or events, conditions, or circumstances on which such Reports are based occur.

ExpressToll® Penetration* Comparison As of June 2025



	2023	2024	2025
January	73.35%	76.75%	77.00%
February	73.70%	77.19%	77.51%
March	74.19%	76.43%	78.32%
April	74.26%	76.86%	77.74%
May	74.07%	76.35%	76.92%
June	73.27%	75.41%	76.58%
July	72.69%	75.42%	0.00%
August	74.04%	75.81%	0.00%
September	74.64%	76.37%	0.00%
October	74.94%	76.72%	0.00%
November	75.61%	75.93%	0.00%
December	75.67%	75.76%	0.00%
Overall	74.21%	76.22%	77.32%

Disclaimer & Disclosures: The information set forth in this report is provided for convenience and is not provided in connection with an offer to buy or sell any securities. The information is unaudited and provided as of the date of the report, July 15, 2025. Material changes may have occurred with respect to the information since that date, and the Authority has not undertaken to update or revise the information if such changes occur. Accordingly, the report must not be considered current as of the day you access it.

*Penetration is the percentage of total transactions that are considered ExpToll® Transactions